

How Do Learning Outcomes Inform Learning and Teaching Practices?

Log

Instructor	Learner
------------	---------

- The

- The

- The

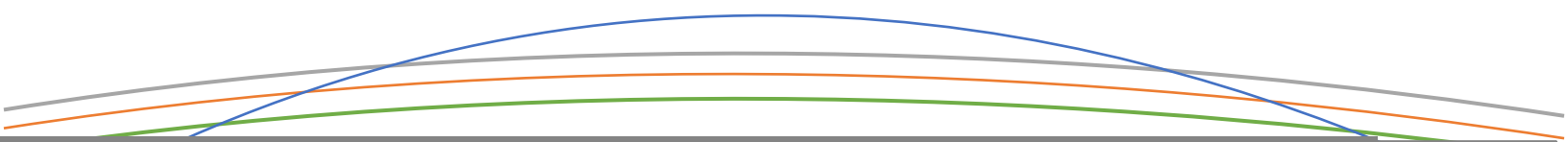
- The

- The

11.04 - (10.5) (0.5) (0.78) 4.3 (12) (-2.8) 7.63 (12) (0)

0.6 (1.5) 6.3 1.4 0.6 (1.4)

s



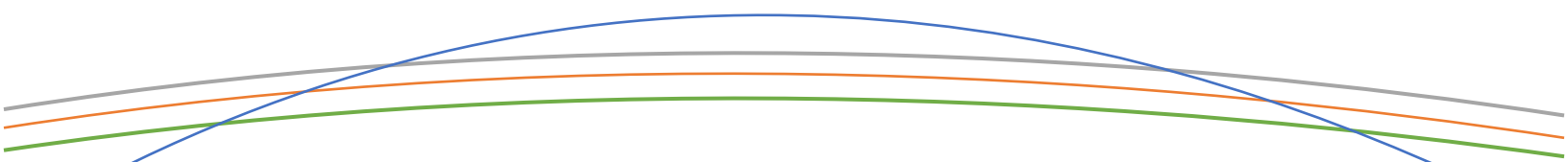
Le 9

Table

Before Developing your Lesson Plan, Think About:

What is a class lesson?

-



Le

Te

Teaching and Learning Techniques

Top

, s

Top

Top

- Di
- Si
- D

- P
- S

Top

- D
- G

- L
- P

Top

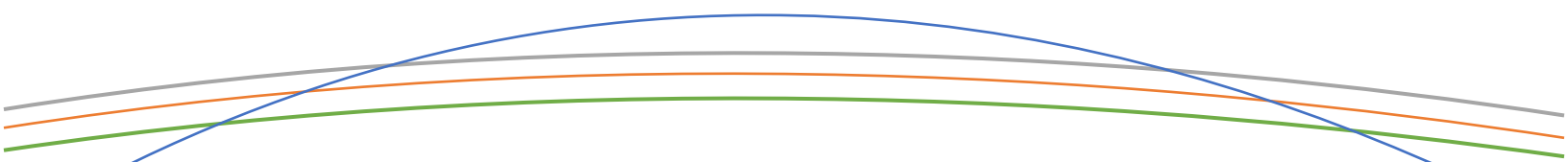
- D
- G

- B
- W

Top

- D
- P

- M

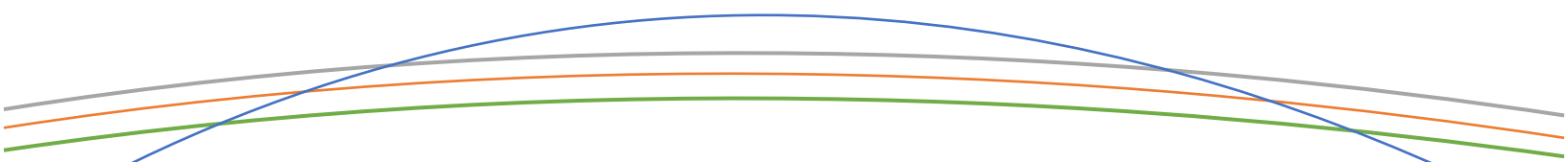


Lesson Planning Checklists

Group

Activity
1. Use - include..
2. Display.

3.



Sample Lesson Plan Template I

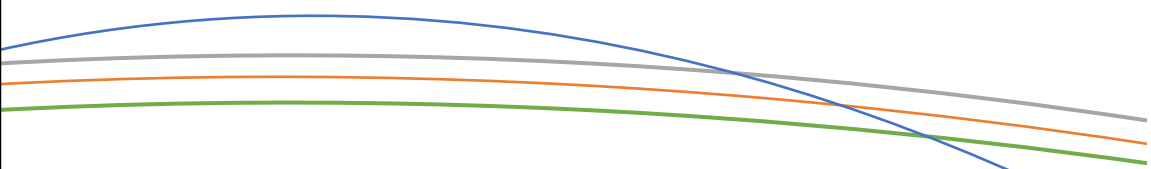

Lesson Plan	
Date: __	
Title of the Lesson: __	Unit of Study: __
Previous day content:	
Learning Outcomes:	Assessment at end of Class:

Time:

Lesson Content:

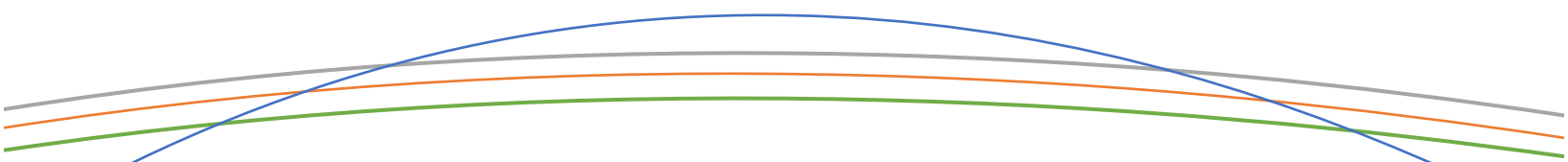
Teaching and Learning
Strategies:

Materials/Resources:



Sample Lesson Plan Template II

Learning Outcomes:				
	Stages	Instructional Process	Content	Media Required
Time	Beginning			
	Middle			
	End			
Personal Notes:				
Items on Moodle:				



Sample Lesson Plan Template III

Lesson Title:			
Learning Outcomes:			
Time		Lesson Plan	Resources
	Review and Bridge-in (Motivation) Connecting Learning from previous class		
	Pre-Assessment		

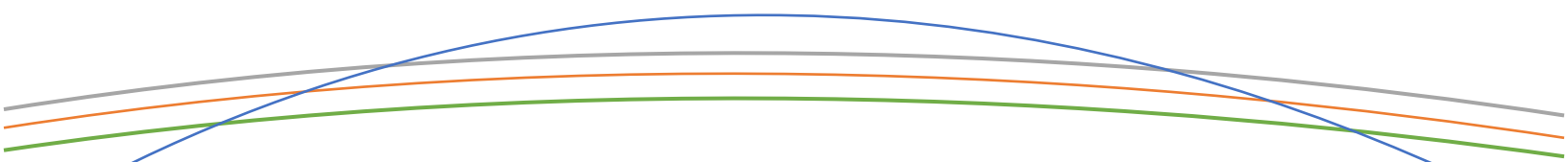
Time		Instructional Process	Learner Activities/Guides	Resources Required
	Beginning			
	Middle			
	End			

Assessment of Learning Outcome at end of class:

Summary/Closure:

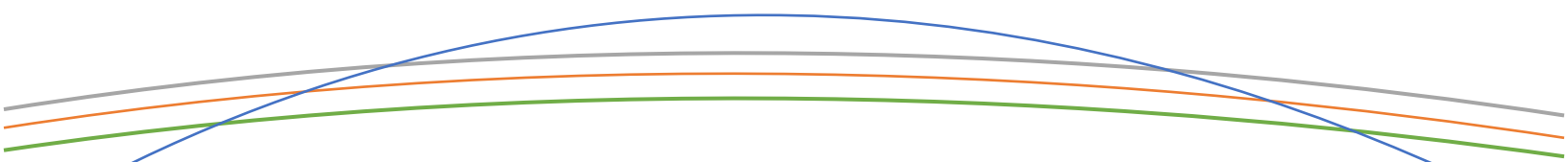
Personal Notes/Other Considerations:

Items on Moodle:



Sample Lesson Plan Template IV

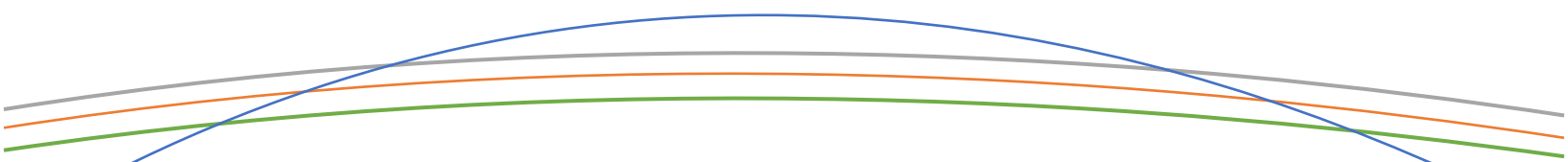
Lesson Plan Title:			
Bridge-in (Motivation):		Resources:	
Pre-Assessment:		Resources:	
Learning Outcomes:			
Time	Instructional Process	Learner's Activities	Resources
	Beginning		
	Middle		
	End		
Post-Assessment:			



Log

TABLE

Notes and Ideas:



Log

TABLE

Log
TABLE

