










Applying for a Study Permit Extension

Before you begin:

Make sure that you have collected all the supporting documents:

-  Verification of Enrolment from Okanagan College – request using the webform: <https://forms.office.com/r/WKsGHEA6HH> OR using the Okanagan College [iCent app](#), available for FREE download on Google Play or App Store - may take 10 to 20 business days
-  Passport with more than 6 months' validity
-  If there is NO entry stamp in your passport on your most recent entry into Canada, include copy of your flight itinerary/air ticket/boarding pass for the most recent entry into Canada, and write and include a simple Explanation Letter explaining the reason for including your flight itinerary
-  Copy of your valid study permit
-  Copy of your marriage license or certificate ()
-  Official transcript – this can be requested from your myOkanagan account (may involve CAD\$10.00 fee)
-  Application fee (CAD \$150.00, and , biometrics fee of CAD \$85 – subject to change)
-  Proof of funds for the duration of your remaining studies. Documents may include: most recent 4 months' bank statements, signed and dated letter from your financial supporter, your financial supporter's employment letter or evidence of other sources of income, financial supporter's identity document (e.g. scanned copy of biodata page of their passport), any document to show your relationship with financial supporter (e.g. birth certificate)
-  Digital photo meeting the requirements explained here: <http://www.cic.gc.ca/immigration-and-refugee-protection/immigration/immigration-requirements/immigration-requirements-photos.aspx>



